


Activities for School

Label the School

Label the school in the target language and then do a hide-n-seek activity using the directions in the target language.



Label the Classroom

I label my room (these are laminated and have pieces of Velcro on them – taping them would work too). We label the room together. To review for several days, I simply say, Where is the door? (the flag, the blackboard, the chair) One can even incorporate numbers by saying, “How many chairs are there? How many doors are there? After several days of practice, I switch the labels and have groups find these mistakes or even remove all labels and have groups re-label the entire room.



Backpack Activity

Make a large overhead of an empty backpack. On an overhead transparency, put several items that may be found in a backpack. Then cut out the individual items. Put all the items in the backpack, but take one away as you ask the question - What do I need? Then ask the question What do I need for math, English, etc. Fill the backpack with items needed for each class subject.



I have created laminated backpacks for the students (which stay in the room) Inside there is a flashcard for each classroom item and another of its picture. They can match these up as a bell ringer (time them – many like to race to see improvement). They can also play memory with a partner.

Find the Object

Have a student leave the room. Hide an object in the classroom such as a pencil. The student then returns to the classroom and tries to find the object with his/her classmates' help. When the student is closer to the object, the other students say the name of the object in the target language louder. As the students get farther from the object, the other students say the word softer until the object is found.




School Commands

I like to teach my students simple commands to use daily in the classroom such as open your book, close your book, and pass in your homework.

Do you have-----?

Using the list below, randomly call upon different students and ask if they have an item. If they show you the correct object, give them bonus points or whatever you use for rewards.

- a pencil – yellow, short, new
- a pen – black, blue or red
- a calculator
- a notebook – red, green or yellow
- a pencil without an eraser
- a photo
- a magazine
- a clock
- a ruler
- a pencil with an eraser
- an exam with the grade of A
- some scissors
- a dictionary
- a book – math, English, or history
- two crayons of different colors
- a book from the library




Find the Object

One student guides a blindfolded student to a classroom object. The blindfolded person must identify the object in Spanish.

- You write with this and it is permanent.
- Students keep all of their notes in these.
- You use this to measure.
- Each book has several of these.
- This is a teacher's desk.


Post It

Write all of the objects found in a classroom on separate post it notes. Have the students put the post it notes on the correct objects. This can be done individually or in teams.



Pictionary

One member of each team illustrates the word to see which team guesses first correctly.



Categories

Divide the students into pairs. Each pair of students writes sixteen vocabulary words of things in a classroom. They mix up the vocabulary words and leave them on the desk. When the teacher gives a signal, the pair moves to the next desk and then has the task of putting the cards written by his classmates into categories. For example, the words can be categorized by things to write with, things to write on, things to read etc.

Classroom Auction

The teacher holds an auction of pencils, stickers, or other small classroom items. Each item has a price marked on it between 1 and 31 (hidden from students' sight). The teacher calls on students to call out a number, trying to guess the price of the item up for bid. After a number has been guessed, the teacher says "*más*" if the price needs to be higher or "*menos*" if the price needs to be lower. When someone guesses the price, he/she wins the item.



School Clues

Fill in the blank with the word in Spanish that fits the description given.

1. _____ It is white and has lines. We write on it.
2. _____ They study in the school and go to classes.
3. _____ It represents the United States and is red, white & blue.
4. _____ It is a desk where students sit.
5. _____ You use this to erase the blackboard.
6. _____ This is round and has countries, cities, rivers etc.
7. _____ The same as above only it is flat.
8. _____ You read these.
9. _____ You enter and leave through this.
10. _____ Students attend here to learn.
11. _____ It is of glass, and you look through it.
12. _____ You cut with these.
13. _____ This person teaches.
14. _____ This has the days and months on it.
15. _____ You write with this, and it is permanent.
16. _____ Students keep their notes in these.
17. _____ You use this to measure.
18. _____ Each book has several of these.
19. _____ This is a teacher's desk.
20. _____ These are wonderful when they work.

bandera	globo	mapa	páginas	computador
pupitre	tijeras	libros	borrador	puerta
papel	cuadernos	ventana	escritorio	pluma
estudiantes	maestro	calendario	regla	escuela

